
























Note: The illustration shows the maximum possible range of equipment.

	Airbag		Stored gas inflator		Seat belt pretensioner		SRS control unit		Pedestrian protection active system
	Automatic rollover protection system		Gas strut / Preloaded spring		High strength zone		Zone requiring special attention		
	Battery low voltage		Ultra capacitor Low voltage		Fuel tank		Gas tank		Safety valve
	Battery pack, high-voltage		High voltage power cable		High voltage device that disconnects high voltage		Fuse box disabling high voltage		High voltage ultra-capacitor
	Low voltage device that disconnects high voltage		Fuse box disabling high voltage		High voltage component		Cable interruption		

Brand	Type	Step	Year of market launch	Internal reference	Creation date	Edition	Version no.	Page
CUPRA	Born	1	2021	VSS-K110E50	10/08/2021	21/03/2022	2	1 of 4



1. Identification / recognition



The electric motor is noiseless. The display in the combi instrument (power meter) gives feedback as to whether the electric motor is switched off “OFF” or enabled for operation “READY”.

Lettering



Charging connection



Motor compartment




2. Immobilisation / stabilisation / lifting

Immobilising the vehicle

Actuate electrical parking brake.



Lifting points



3. Disable direct hazards / safety regulations


Switch off the ignition (power meter display “OFF”)



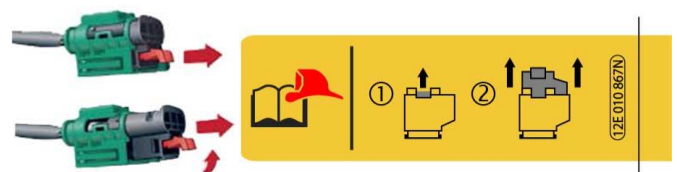
A code card or a smartphone app may be used instead of a remote control key.

Deactivate high voltage system

Option 1: from the motor compartment



- 12V battery: Disconnect the negative pole from the body contact point.
- Pull services switch.



Brand	Type	Step	Year of market launch	Internal reference	Creation date	Edition	Version no.	Page
CUPRA	Born	1	2021	VSS-K110E50	10/08/2021	21/03/2022	2	2 of 4



Option 2: from the passenger compartment




Left hand drive:



Right hand drive:



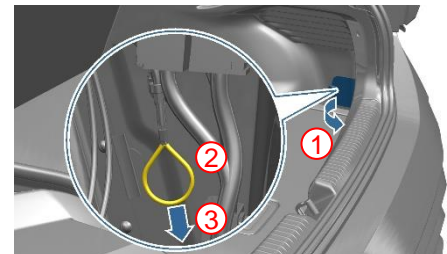
Option 3: from the tailgate area



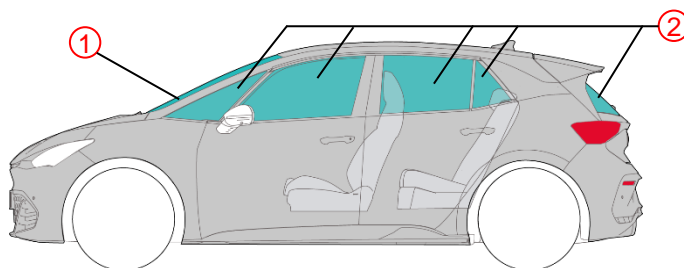
Do not touch, cut or open high-voltage components and high-voltage batteries!
Wear appropriate protective equipment!

In the event of accidents in which the airbag is deployed, the high-voltage system is automatically deactivated. The high-voltage system is voltage-free approx. 20 seconds after deactivation.

Disconnect from the charging station (emergency release)



4. Access to the occupants



Glass type:

- ① Laminated glass
- ② Single-pane safety glass

5. Stored energy / liquids / gases / solids





400 V

Brand	Type	Step	Year of market launch	Internal reference	Creation date	Edition	Version no.	Page
CUPRA	Born	1	2021	VSS-K110E50	10/08/2021	21/03/2022	2	3 of 4




						12 V
---	---	---	---	---	---	------


 If coolant escapes from the battery cooling system, there is a risk of a thermal reaction in the high-voltage battery.
Monitor the temperature of the high-voltage battery!



6. In case of fire

				
--	---	---	---	---



 Lithium-ion batteries can self-ignite or re-ignite after the fire has been extinguished.
Wear appropriate protective equipment!





7. In case of submersion

After salvaging the vehicle from water, deactivate the high-voltage system (see Chapter 3) and allow the water to drain off. Wear appropriate protective equipment!

8. Towing / transportation / storage













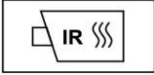
	<p>Do not tow the salvaged vehicle using the drive axle. Deactivate high-voltage system (see Chapter 3). Park the vehicle at a safe distance from buildings and other vehicles (min. 5 m). [Quarantine area].</p>
	

 Lithium-ion batteries can self-ignite or re-ignite after the fire has been extinguished.
Wear appropriate protective equipment!



The vehicle does not have a towing eye at the rear of the vehicle.

10. Explanation of pictograms used

						
Flammable	Explosive	Corrosive	Hazardous to the human health	Environmental hazard	Electric Vehicle	Warning, Electricity
						
General warning sign	Use water to extinguish the fire	Lithium-ion battery	Dangerous voltage	Remove smart key	Use thermal infrared camera	

Brand	Type	Step	Year of market launch	Internal reference	Creation date	Edition	Version no.	Page
CUPRA	Born	1	2021	VSS-K110E50	10/08/2021	21/03/2022	2	4 of 4